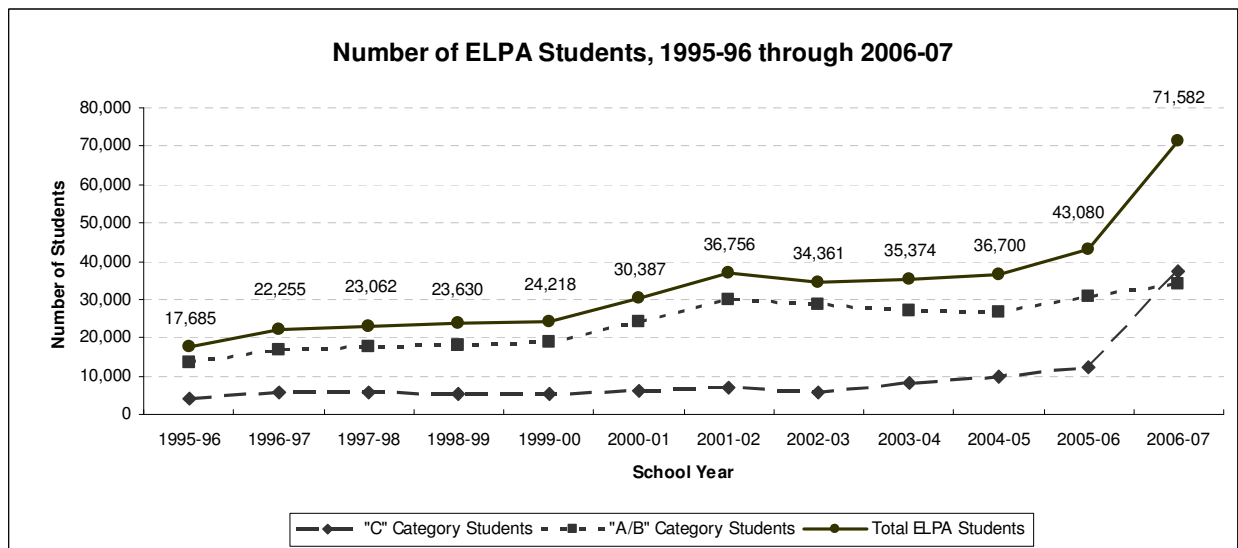


**K-12 Students under the English Language Proficiency Act (ELPA)**

1. ELPA Students are students whose:
  - a. Dominate language is not English.
  - b. Academic achievement is impaired due to inability to comprehend or speak English.
2. Eligible students are funded for a maximum of two calendar years.
3. Districts continue to serve students after the two year funding limit to meet proficiency targets.
4. Pre-K students are not eligible for ELPA funding.
5. Funded annually on a per pupil basis.

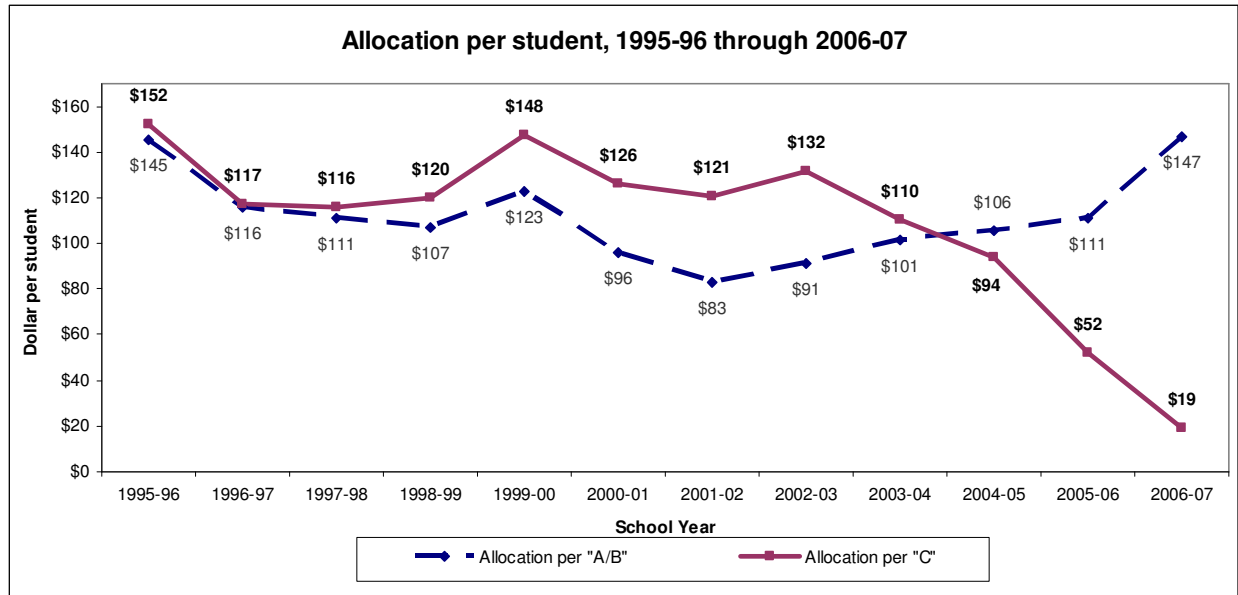
**A/B, C Student Counts and Total ELPA (A/B + C)**



**ELPA Student Categories:**

- **A/B:**
  - **A Students** comprehend or speak a language other than English and do not speak English.
  - **B Students** comprehend or speak some English, but the predominant comprehension and speech is in a language other than English.
- **C Students** comprehend or speak English and one or more other languages and their dominant language is difficult to determine.

### Dollar Allocation per ELPA Student

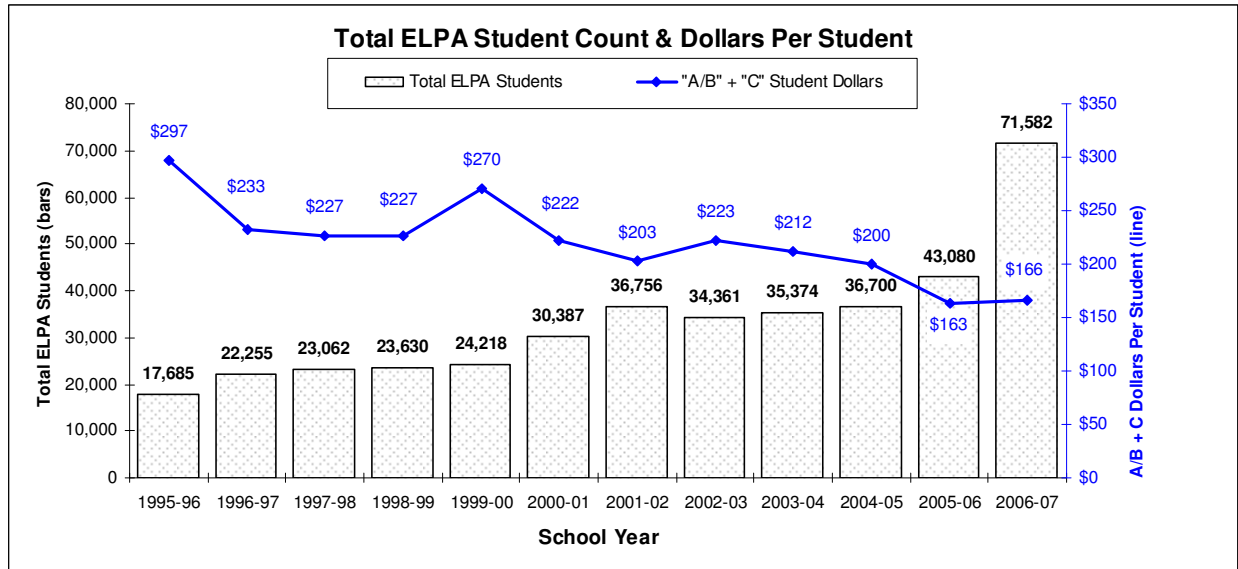


In 2003-04, funding allocation for A/B and C students was almost equal, \$101 for A/B and \$110 for C. In the three school years since that time:

- A/B funding:
  - Increased \$46 to \$147 per student.
- C funding :
  - Decreased \$91 to \$19 per student.

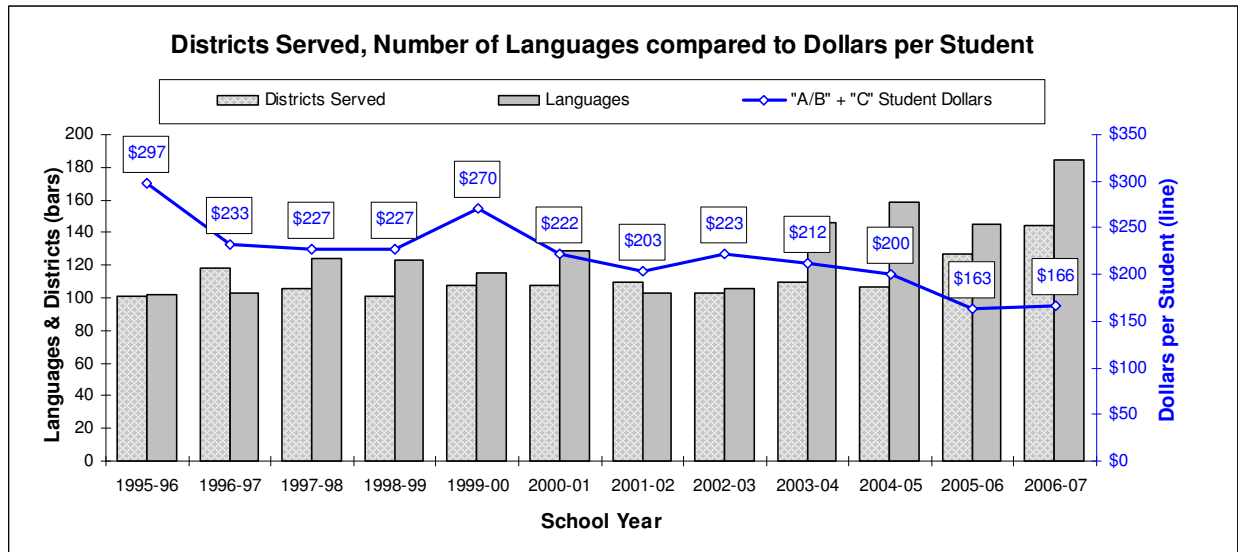
These allocations are not adequate to accommodate the instruction and materials necessary to enable students to gain the English language literacy skills necessary to learn course content.

**Number of Students Served Continues to Grow**



The number of ELPA students served has nearly doubled between 2004-05 and 2006-07. A/B and C dollars allocated per student has declined since 1995-96.

**Languages Spoken in Colorado Public Schools**

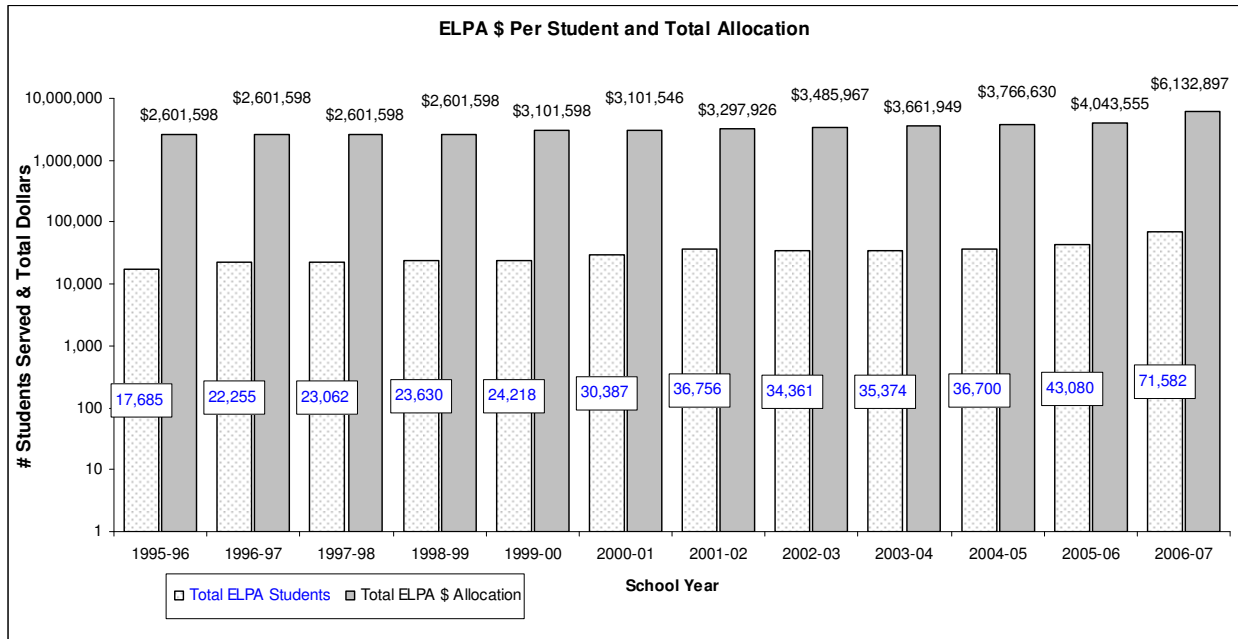


**Trends in 2006-07:**

- The number of languages spoken in K-12 and the number of districts receiving ELPA funding continues to increase.
  - 185 different languages were served by the ELPA program.
  - 144 districts received ELPA funding.
- 78% of Colorado's 179 districts served ELPA students in 2006-07.

# Colorado School Finance Project

1200 Grant Street - Denver, CO 80203  
 303-860-9136 Fax 303-832-1086 www.cosfp.org



Overall trends between 2006-07 and 1995-1996:

- **While total dollars allocated has increased, it has not kept pace with:**
  - **The increase in the number of students served,**
  - **Or the adequate funding for the materials and programs for students to become proficient.**
- Number of students served has increased 53,897, a 75% increase in 11 years.