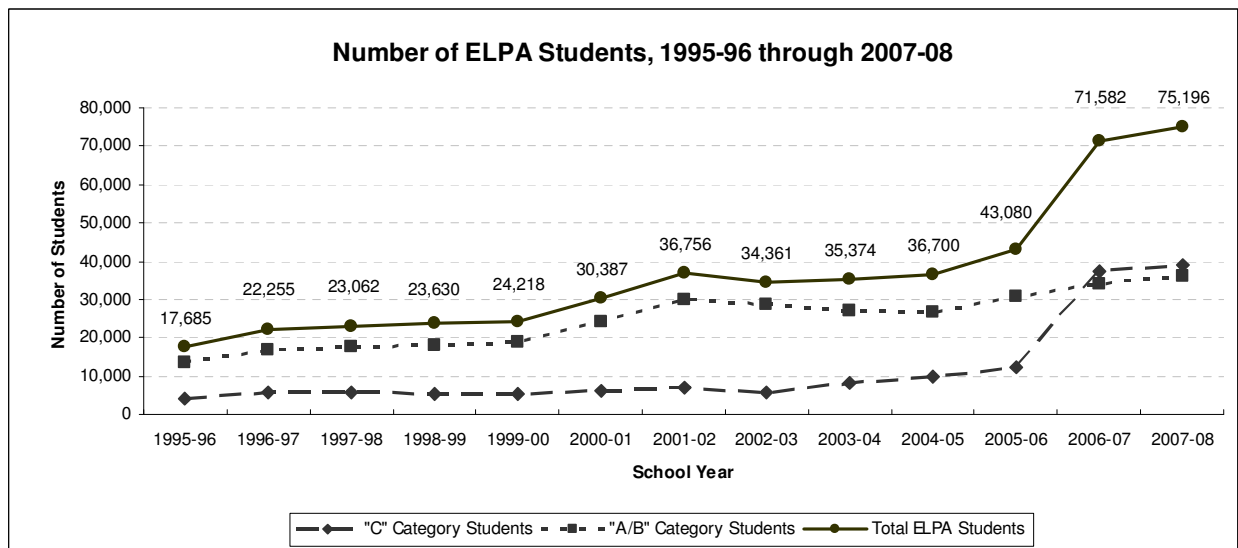


**K-12 Students under the English Language Proficiency Act (ELPA)**

1. *Eligible students receive ELPA funding for a maximum of two calendar years.*
2. ELPA Students are students whose:
  - a. Dominate language is not English.
  - b. Academic achievement is impaired due to inability to comprehend or speak English.
3. Districts continue to serve students after the two year funding limit in order to meet proficiency targets.
4. Students who require more than two years of service are not included in the count.
5. Pre-K students are not eligible for ELPA funding.
6. Funded annually on a per pupil basis.

**A/B, C Student Counts and Total ELPA (A/B + C)**



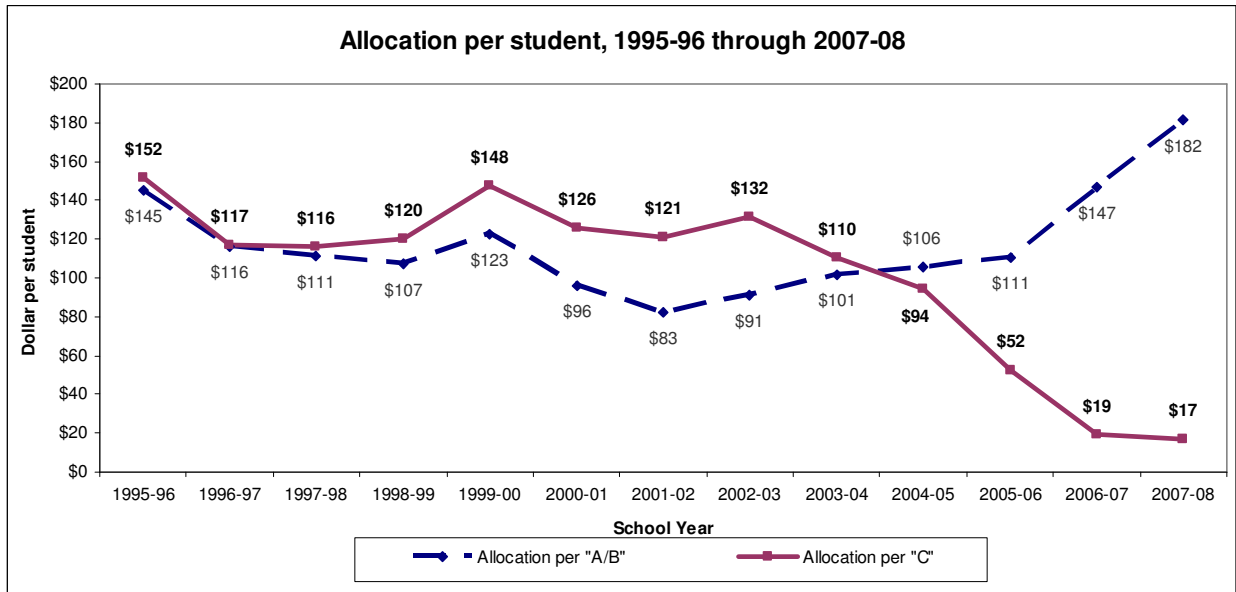
**ELPA Student Categories:**

- **A/B:**
  - **A Students** comprehend or speak a language other than English and do not speak English.
  - **B Students** comprehend or speak some English, but the predominant comprehension and speech is in a language other than English.
- **C Students** comprehend or speak English and one or more other languages and their dominant language is difficult to determine.

# Colorado School Finance Project

1200 Grant Street - Denver, CO 80203  
303-860-9136 Fax 303-832-1086 www.cosfp.org

## Dollars Allocation per ELPA Student



In 2003-04, funding allocation for A/B and C students was almost equal, \$101 for A/B and \$110 for C. In the three school years since that time:

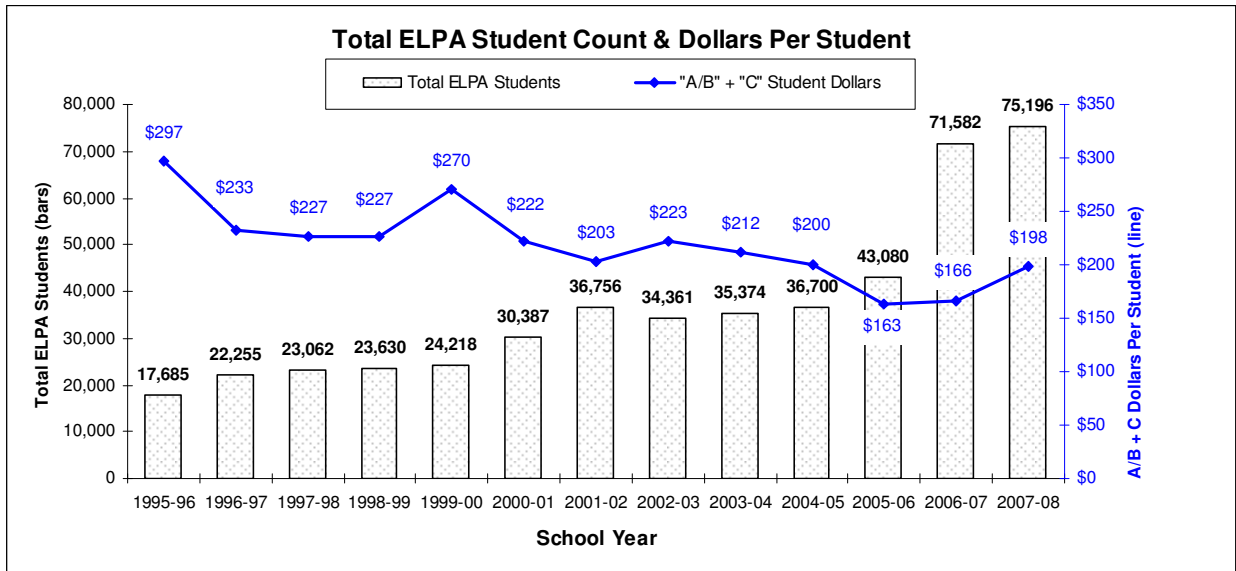
- A/B funding:
  - Increased \$81 to \$182 per student.
- C funding :
  - Decreased \$93 to \$17 per student.

These allocations are not adequate to accommodate the instruction and materials necessary to enable students to gain the English language literacy skills necessary to learn course content.

# Colorado School Finance Project

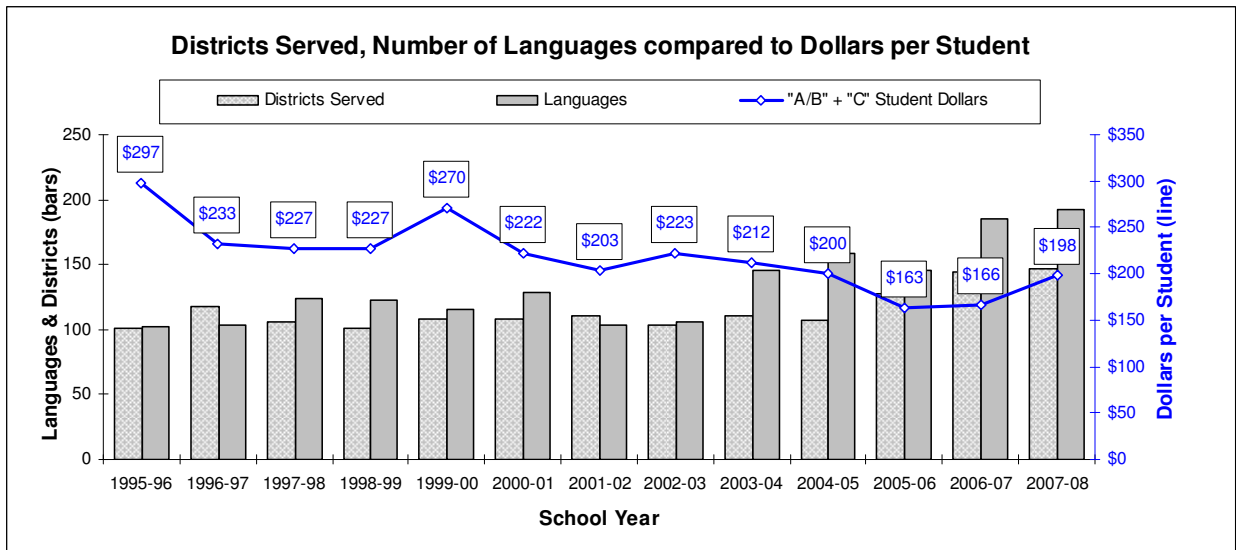
1200 Grant Street - Denver, CO 80203  
303-860-9136 Fax 303-832-1086 www.cosfp.org

## Number of Students Served Continues to Grow



The number of ELPA students served has nearly doubled between 2004-05 and 2007-08. A/B and C dollars allocated per student has declined since from 1995-96 through 2006-07, in 2007-08 dollars allocated per student is almost back to 2004-05 levels.

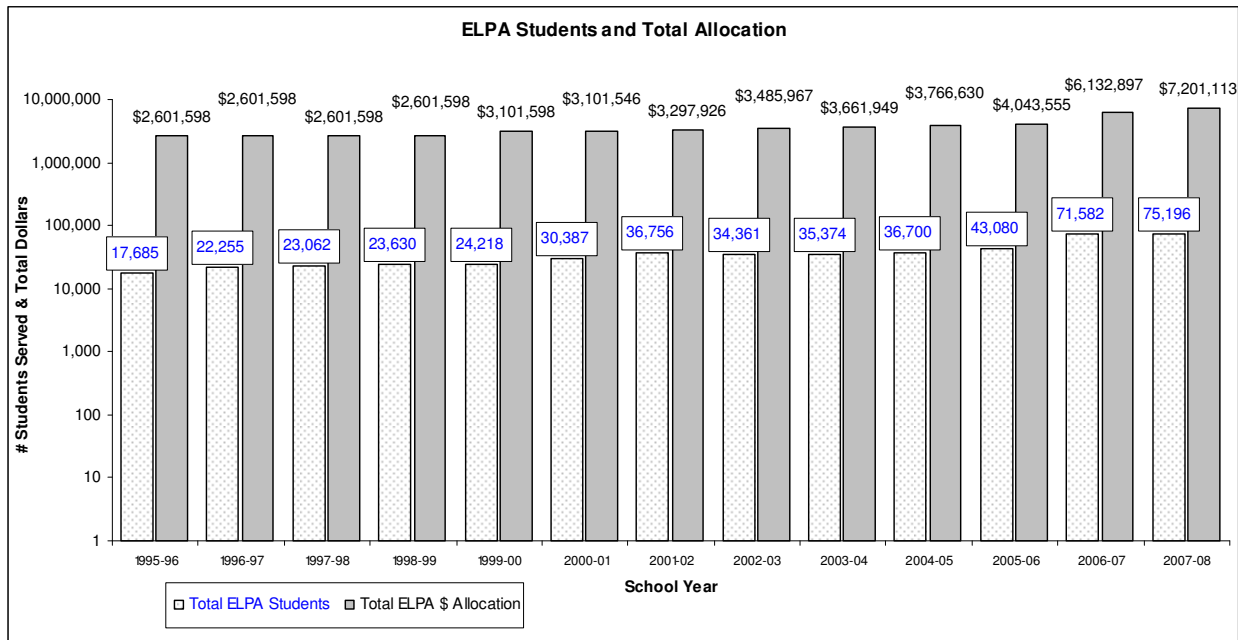
## Languages Spoken in Colorado Public Schools



### Trends in 2007-08:

- The number of languages spoken in K-12 and the number of districts receiving ELPA funding continues to increase.
  - 192 different languages were served by the ELPA program.
  - 147 districts received ELPA funding.
- 83% of Colorado's 178 districts served ELPA students in 2007-08.

**Trends in Students and Allocation**



Overall trends between 1995-96 and 2007-08:

- **While total dollars allocated has increased, it has not kept pace with:**
  - **The increase in the number of students served,**
  - **Or the adequate funding for the materials and programs for students to become proficient.**
- Number of students served has increased 57,511, a 76% increase over 12 years.